

For professional clients only, not suitable for retail clients.



Royal London Investment Grade Short Dated Credit Fund

Quarterly Investment Report

30 June 2024



Quarterly Report

The fund as at 30 June 2024

The purpose of this report is to provide an update on the Royal London Investment Grade Short Dated Credit Fund. The report has been produced by Royal London Asset Management. The report starts with a summary dashboard showing key information about the fund. A glossary is located at the end of the report covering the description of some of the more technical terms used within the report. All data is as at the report date unless otherwise stated.

Contents

The fund	3
Performance and activity	4
Fund breakdown	6
ESG	8
Market commentary	12
Further information	13
Disclaimers	14
Performance net and gross	16
Glossary	17

The fund

Fund performance objective and benchmark

The Fund's investment objective is to achieve a total return over the medium term (3-5 years) by investing at least 80% in investment-grade bonds. Of these, at least 70% will be short-dated (bonds that will reach maturity within five years). Prior to investment, the Fund's holdings are subject to predefined ethical criteria. The Fund's performance target is to outperform, after the deduction of charges, the ICE Bank of America 1-5 Year Sterling Non-Gilt Index (the "Index") by 0.25% over rolling 3-year periods. The Index is regarded as a good measure of the performance of short-dated sterling-denominated bonds, not including those issued by the UK government (gilts). The Index is considered an appropriate benchmark for the Fund's performance, as the Fund's potential investments will predominantly be included in the Index. In addition to the benchmark for the Fund's performance as noted above (the "Index"), the IA Sterling Corporate Bond sector is considered an appropriate benchmark for performance comparison.

Benchmark: ICE BoA ML 1-5 Year Sterling Non-Gilt Index

Fund value

	Total £m
30 June 2024	2,539.86

Asset allocation

	Fund (%)	Benchmark
Conventional credit bonds	98.32%	99.17%
Securitised	1.68%	-
Conventional foreign sovereign	-	0.83%

Fund analytics

	Fund	Benchmark
Fund launch date	7 December 2015	
Base currency	GBP	
Duration (years)	2.75	2.47
Gross redemption yield (%)	6.23	5.14
Number of holdings	320	624
Number of issuers	181	299

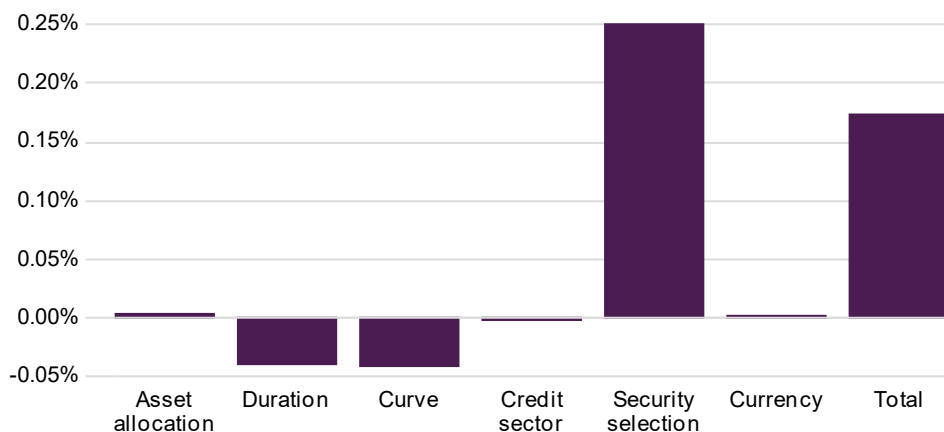
Performance and activity

Performance

	Fund (%)	Benchmark (%)	Relative (%)
Quarter	0.95	0.72	0.23
YTD	2.23	1.32	0.91
1 Year	10.93	8.99	1.94
3 Years (p.a.)	0.72	(0.19)	0.91
5 Years (p.a.)	1.60	0.74	0.86
Since inception (p.a.)	2.02	1.41	0.61

Past performance is not a guide to future performance. Please refer to the Glossary for the basis of calculation and impact of fees. Performance and since inception date based on RL Investment Grade Short Dated Credit Fund (Z Inc). Source: Royal London Asset Management;Gross performance; Since inception date of the shareclass is 7 December 2015.

Attribution over the quarter



Performance commentary

Despite the slight negative returns for the wider sterling investment grade market, short-dated credit saw positive returns for the quarter, helped by its lower duration in a quarter where yields increased. Against this backdrop, the fund outperformed the benchmark. The main driver of positive performance was stock positioning – notably in the bank and structured sectors. The additional carry built into the portfolio over the benchmark index was also helpful.

Within the banking sector, our exposure to subordinated bonds remained helpful. Subordinated bonds from the likes of Close Brothers and OSB performed strongly. Structured bonds were the other area of interest, with strong performance from real estate vehicle Canary Wharf and Telereal – secured on BT telephone exchanges.

Low exposure to the supranational sector was another positive, with the sector underperforming short-dated credit markets. We remain comfortable with the low weighting to this area given our belief that yields in the sector are poor value on a risk-adjusted basis compared to other parts of the market.

News flow continues on the water sector as the regulator’s draft decision on spending over the next five years was deferred as a result of the snap election being called. While the commentary on the sector remains febrile, there have been no real developments that require portfolio positioning to be changed, and we continue to support the funding of this critical sector.

Performance and activity

Fund activity

New issue activity provided numerous opportunities for our sterling credit strategy over the quarter. Financials continued to dominate primary market activity and while we have a bias towards subordinated bonds, we found attractive issues at both senior and subordinated levels. We bought senior bonds from French banking group BPCE (which includes Banque Populaire, Caisse d'Epargne and Natixis brands) – although subordinated French bank bonds weakened slightly after President Macron called parliamentary elections, this had little impact on senior bonds. We also added a new tier 2 issue from asset manager Schroders, issued with a yield of over 6%.

In the insurance sector, we added a new issue from US insurer Protective Life. These bonds rank alongside policyholders, offering strong downside protection and were attractively priced at a yield of over 5%. We also purchased a subordinated bond from specialist UK insurer Pension Insurance Corporation, where we felt the high coupon looked attractive for the risk. In addition, we participated in a new US dollar bond from UK bulk annuity provider Rothesay yielding 7%.

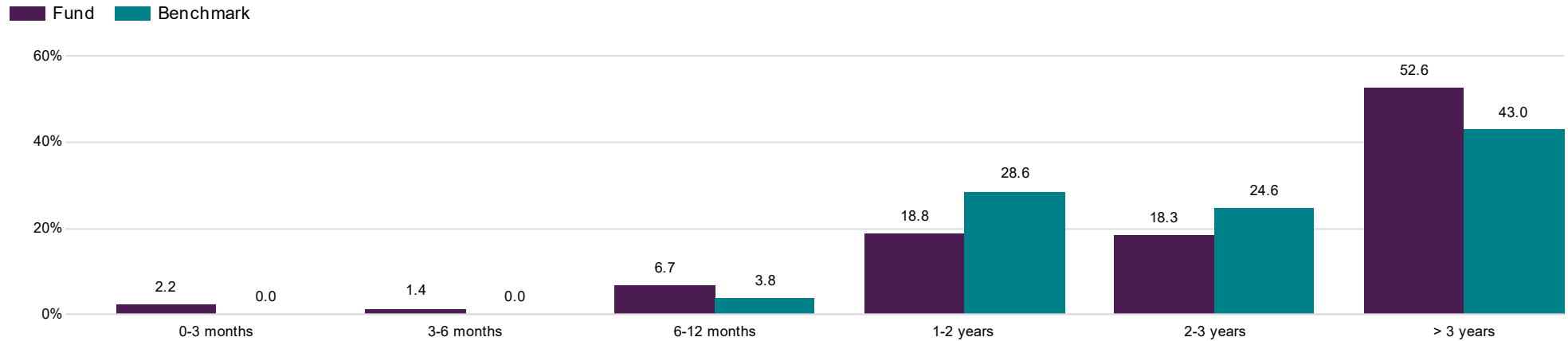
The secondary market was also a source of trades during the quarter. We took profits on senior OSB bonds after strong performance, and added Virgin Money subordinated bonds, with the proposed takeover offering the opportunity to buy Nationwide risk at Virgin Money yields.

In the structured area, a key component of the portfolio, we continue to believe that the additional security and covenants are underpriced by the wider market. During the quarter, we added a new issue from Vantage Data Centers Jersey, a securitisation of real estate and tenant lease payments from two operating wholesale data centres in Newport. This deal offered a low to value (LTV) and pays an attractive credit spread. We also added Exmoor Funding, an RMBS secured on a portfolio of mortgages from specialist mortgage provider LiveMore, which focuses on lending to later life borrowers (50 to 90+ age group) – promoting financial inclusion for a segment of the UK population underserved by traditional high street lenders. We also added a new issue from UK Logistics – a commercial mortgage-backed security FRN, backed by a portfolio of logistics assets mainly in the Greater Manchester area with an attractive loan to value ratio and AAA rating. The assets, which are positioned in a close proximity to urban centres, allow SMEs to reduce their direct emissions as well as transportation costs thanks to being closer to end customers. In more familiar names, we added a new issue from the AA – these bonds secured on the business and paying an all-in yield of around 7%, with the issuer also tendering for their shorter dated bonds at a premium to market pricing.

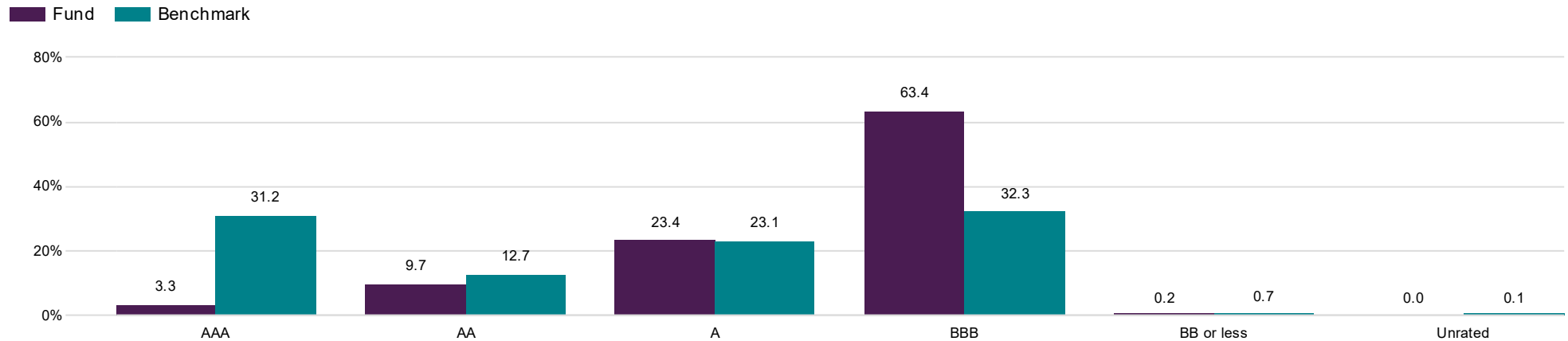
In the secondary market, we bought a commercial mortgage-backed security from Meadowhall Finance, secured on the Sheffield shopping centre; the bonds enjoy a low LTV and pay almost 300bps over equivalent gilts – a significant premium to market levels.

Fund breakdown

Maturity profile

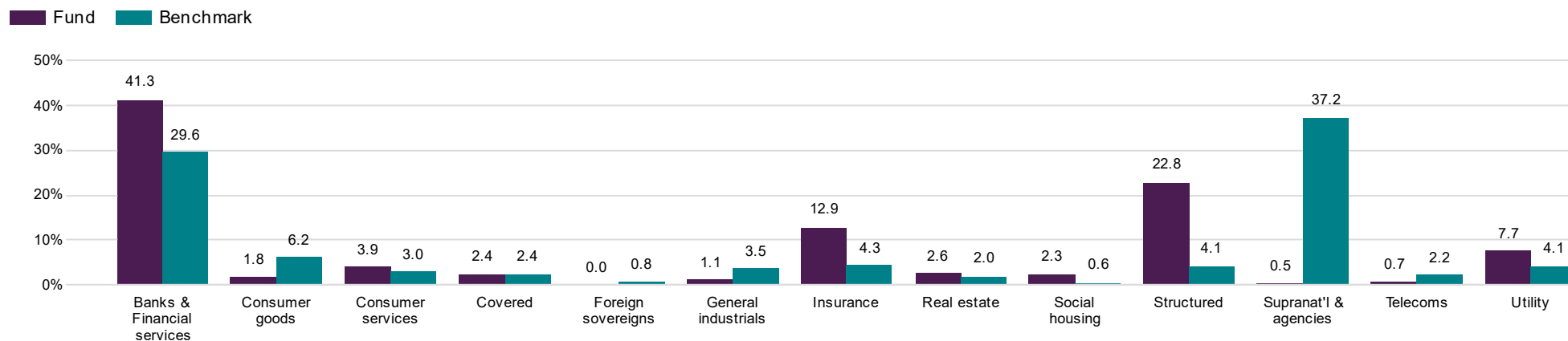


Credit ratings



Fund breakdown

Sector breakdown



Characteristics and climate

Climate metrics

	Fund	Benchmark	Difference (%)
Financed emissions (tCO ₂ e)	39,114	n/a	n/a
Financed emissions coverage	53.55%	n/a	n/a
Carbon footprint (tCO ₂ e/\$M invested)	12.21	19.22	(36.49)
Carbon footprint coverage	53.55%	44.17%	21.24
Weighted average carbon intensity (tCO ₂ e/\$M sales)	45.38	31.72	43.10
Weighted average carbon intensity coverage	96.61%	96.19%	0.44

All climate metrics presented above are for Scope 1-2 emissions. Unless specified in the objective, the data is for information only and should not be taken to mean they are being managed to/controlled.

Implied temperature rise

	Fund (%)	Benchmark (%)	Difference (%)
Implied temperature rise (ITR) coverage	53.55	44.17	21.24
% of portfolio below 2°C ITR	39.24	33.91	15.72
% of portfolio below 1.5°C ITR	17.24	14.13	22.07

SBTi net - zero

	Fund (%)	Benchmark (%)	Difference (%)
SBTi Net-Zero committed	8.00	8.16	(1.90)
SBTi Near-Term committed	6.84	7.63	(10.31)
SBTi Near-Term targets set	9.73	8.83	10.28

Fund Engagement

Engagement definition

Engagement is active dialogue with investee companies (or other entities). There are two types: engagement for information, which is dialogue as part of investment research or ongoing monitoring, without specific objectives for change, and engagement for change, which is purposeful dialogue to influence positive change, with defined objectives and demonstrable outcomes.

Engagements

Engagement activity	Fund 3 months	Fund 12 months
Number of entities engaged	8	31
Number of engagements	11	72

This is an estimate. Some engagements at the issuer level may not have been attributed to the specific bond held in the fund, resulting in a lower number of engagement activities.

Total engagements by theme and topic



Climate	6
Climate - Transition Risk	5
Climate - Physical Risk	1
Governance	2
Corporate Governance	1
Remuneration	1
Social & Financial Inclusion	3
Just transition	3
Technology, Innovation & Society	1
Cybersecurity	1

Engagement focus

Firm-wide engagement activity is centred around six themes which we have identified in consultation with our clients. These are: climate change; nature and biodiversity; health; governance and corporate culture; social and financial inclusion; innovation, technology and society. Portfolio level engagements are not thematic and are focussed on issues specific to managing the portfolio and meeting the investment objective.

Engagement data represents all engagements undertaken at both firm and portfolio level across Royal London Asset Management, and may not be limited to those undertaken solely for the purpose of managing the fund.

The numbers of engagements and themes/topics discussed may differ where a single engagement covers multiple themes/topics.

Fund Engagement

Engagement outcomes

BNP Paribas SA – Net zero

Purpose:

We, as part of a collaborative investor group coordinated by ShareAction, asked a question at BNP Paribas' AGM regarding its financing of oil and gas companies.

Outcome:

The CEO of BNP Paribas has expressed confidence in the bank's decision to cease involvement in oil and gas bond transactions since mid-February 2023. This move is indicative of the bank's disinterest in participating in oil and gas bonds and is seen as a positive step. BNP Paribas utilises International Energy Agency scenarios as a guide and seeks to reflect its insights in its policies. During our meeting, the CEO reaffirmed the bank's commitments, including its 10-90 goal, which aims for 90% of its energy sector financing to be low carbon, with the remainder for fossil fuels, contingent on suitable opportunities for financing. We will continue to monitor BNP's disclosures and assess the company's progress.

BP Plc – Cyber security

Purpose:

Following our meeting with BP plc, we have provided written feedback against our cyber security investor expectations. This feedback reflects our updated assessment of the company's practices in this area.

Outcome:

In our assessment we have identified two key areas where BP can improve its cyber security practices. Firstly, the effectiveness review of the board should explicitly include the oversight of cybersecurity risks. Therefore, we suggested the company to establish a method to assess the board's effectiveness in overseeing cyber security. Additionally, we encouraged the company to integrate the management of cyber risks into the company's broader governance KPIs and aligning this with executive remuneration. BP plc has acknowledged our recommendations and will take them into consideration.

Heathrow Funding Ltd – Net zero

Purpose:

We engaged with Heathrow's representatives to review the company's sustainability disclosures. We wanted to provide constructive feedback and recommended enhancements to its current practices, focusing on environmental and social governance aspects to better align with industry standards and stakeholder expectations.

Outcome:

During our meeting we emphasised the significance of a 'just transition' and urged the company to develop a comprehensive plan that incorporates this concept into its overall approach. Additionally, we requested greater transparency regarding the decarbonisation strategies for mitigating Scope 1, 2, and 3 emissions. Specifically, we highlighted the importance of focusing on positive lobbying efforts, forging strategic partnerships and biodiversity. We will continue to monitor the company's disclosures and engage further if necessary.

Fund Engagement

Engagement outcomes

InterContinental Hotels Group Plc – Cyber security

Purpose:

In our ongoing collaborative efforts on cyber security, we engaged with the company in 2023 to align on best practices. Subsequently, we reached out for additional details to ensure the company's actions are in accordance with our investor expectations.

Outcome:

The company shared its approach to managing cyber risk, emphasising the Board's active oversight of cybersecurity measures and the promotion of a security-conscious culture throughout the organisation. The representatives detailed the Group's response to a cyber incident in 2022. This did not compromise guest data systems and highlighted the value of engaging external specialists and the Board in managing the situation. Additionally, the company outlined the comprehensive awareness training provided to hotel staff and corporate employees in 2023, covering topics such as social engineering, phishing prevention and the risks associated with generative AI. We will evaluate the company's responses against our investor expectations and provide feedback on areas of improvement.

NatWest Group Plc – Just transition

Purpose:

At the 2024 Annual General Meeting, in partnership with Border to Coast and Friend Provident Foundation, we posed a question regarding the company's commitment to integrating the principles of a just transition within its climate transition plan.

Outcome:

The Chair responded that NatWest is determined to be a leading bank on sustainability in general and just transition specifically. The Chair believes that the bank understands the need for a just transition and continues to consider how it can integrate it into its climate plan and sustainability regularly. The bank's current climate transition approach has been informed by best practice guidance, and it uses partnerships to put into practice some of the principles of a just transition. We appreciated the Chair's response to our question, yet the answer did not provide any commitments beyond what we have discussed with the company in private meetings. We have recently published investor expectations for banks on just transition and we will look to use this to continue our engagement with the bank.

Market commentary

Market overview

Markets have once again been dominated by interest rates during the quarter, despite little or no movement in this area. 2024 started with expectations that central banks would cut early and cut often. However, as the year has progressed, those expectations have changed. Inflation has generally not come down quite as fast as hoped, with services inflation proving sticky, particularly in the UK, while growth has generally not been as weak as feared – particularly in the US. Interest rates were cut just once across the Federal Reserve, European Central Bank and Bank of England, with the ECB cutting rates in June. Most central bank forecasters now only expect one or two cuts from each of these banks over the course of 2024 as a whole.

Ahead of the US Presidential elections in November, snap parliamentary elections were called in the UK and France, providing reminders that voter dissatisfaction with the seeming consensus on economic policy and ongoing lack of consensus on longer-term issues such as climate change create an uncertain backdrop for businesses and consumers alike.

The US Federal Reserve continued to keep rates on hold at 5.25-5.50% over the quarter against a still resilient labour market backdrop, and the relatively strong core CPI inflation seen over January to April. The May data (released in June) was more reassuring both from a CPI and core PCE perspective. As of their June meeting, the median forecast of participants changed from showing 75 basis points of rate cuts for 2024 to only 25bps of cuts.

The ECB lowered rates by 25bps in June, following good inflation progress and previous hints from ECB speakers. Further rate moves after June are less certain and depend on data. Euro area CPI went up from 2.4% to 2.6% year-on-year in May, which was unexpected, and services inflation rose above 4.0%. The European elections saw incumbent parties suffer a loss of support and prompted President Macron to call an early parliamentary election. This uncertainty saw French government bonds weaken in relation to German government debt.

Data released in the UK in the second quarter confirmed that the country bounced out of technical recession in the Q1 and painted a picture of continued positive economic growth. First quarter GDP rose 0.7% quarter-on-quarter in real terms after falling 0.3% in the fourth quarter. Meanwhile inflation also dropped back to the Bank of England's 2% target. The rate of change in the CPI basket fell from 3.4% year-on-year in February to 2.0% in May, helped by lower electricity and gas bills. The Bank of England kept rates at 5.25%, even though headline inflation dropped. This reflected concern about services inflation and pay growth, both of which remain elevated. The calling of UK general election, which has resulted in a change of government, had

minor impact on sterling asset prices, reflecting a view that there would be little shift in economic policy.

Government yields generally rose over the quarter, particularly following poor US inflation data released in April with yields largely range-bound through May and June. In the US, 10-year treasury yields rose from 4.21% to 4.40%, while German 10-year bunds similarly saw yields rise from 2.30% to 2.50%. Benchmark 10-year gilt yields rose from 3.94% to 4.18%.

The sterling investment grade credit market (iBoxx non-gilt index) returned -0.13% over the quarter, with the average sterling investment grade credit spread (the average extra yield available from non-gilt bonds compared with government debt of equal maturity) widening marginally from 1.02% to 1.03% (iBoxx). Given the modest rise in yields, sectors with a greater proportion of long-dated bonds performed less well, including utilities and social housing. Of the major sectors, supnationals and banks produced positive returns, while insurance lagged.

Outlook

Last quarter we highlighted that we expected yields to remain sensitive to economic data, and unless there was a significant deterioration in underlying trends, we expected this to lead to range-bound yields. This is the scenario that unfolded over the quarter, with markets seeming to mark time until central banks – notably the Federal Reserve – start to cut rates. We expect a small fall in government bond yields in Q3.

Headline inflation is now significantly lower in the US, euro zone and UK compared to 2023. Base effects account for a material part of these falls. Beyond the headline figures, the likes of services inflation and wage growth remain higher than most central bankers would prefer. That said, we do expect to see more movement from central banks in the second half of the year, even if the quantum of those moves is less than many were forecasting earlier in the year.

Sterling investment grade yields are higher than they were at the start of the year, reflecting higher gilt yields and a small reduction in credit spread. We believe that the all-in yield on the market (using iBoxx), near 5.3% at the end of June, is attractive both in absolute terms but also relative to government bonds. Despite the contraction in credit spreads they continue to compensate investors for the risk of default.

We target – and achieve – a material yield premium over the market level in our sterling credit strategies. We mitigate the risks by maintaining highly diversified portfolios, with a bias towards bonds that offer greater security and downside protection. Our view remains that over the medium term our focus on delivering greater income than the benchmark will generate outperformance.

Further Information

Please click on the links below for further information:



Find out more

In an uncertain geopolitical and economic environment, we recognise the importance of keeping our clients updated on our current investment thinking.

Articles, videos, podcasts and webinars giving the latest views of our investment experts can be found in the Our Views section of www.rlam.com, including regular updates from our Fixed Income, Global Equity, Sustainable and Multi Asset teams.

Disclaimers

Important information

For professional clients only, not suitable for retail clients.

This is a financial promotion and is not investment advice.

Telephone calls may be recorded. For further information please see the Privacy Policy at www.rlam.com.

Issued in July 2024 by Royal London Asset Management Limited, 80 Fenchurch Street, London EC3M 4BY. Authorised and regulated by the Financial Conduct Authority, firm reference number 141665. A subsidiary of The Royal London Mutual Insurance Society Limited.

The Fund is a sub-fund of Royal London Bond Funds ICVC, an open-ended investment company with variable capital with segregated liability between sub-funds, incorporated in England and Wales under registered number IC000797.

The Authorised Corporate Director (ACD) is Royal London Unit Trust Managers Limited, authorised and regulated by the Financial Conduct Authority, with firm reference number 144037.

For more information on the fund or the risks of investing, please refer to the Prospectus or Key Investor Information Document (KIID), available via the relevant Fund Information page on www.rlam.com.

ICE indexes and data are the intellectual property of ICE Data Indices, LLC, its affiliates ("ICE Data") and/or its Third-Party Suppliers and has been licensed for use by Royal London Asset Management. ICE Data and its Third-Party Suppliers accept no liability in connection with its use. See <https://www.theice.com/market-data/disclaimer> for a full copy of the Disclaimer.

Risks and Warnings

Investment risk

The value of investments and any income from them may go down as well as up and is not guaranteed. Investors may not get back the amount invested.

Credit risk

Should the issuer of a fixed income security become unable to make income or capital payments, or their rating is downgraded, the value of that investment will fall. Fixed income securities that have a lower credit rating can pay a higher level of income and have an increased risk of default.

EPM techniques risk

The Fund may engage in EPM techniques including holdings of derivative instruments. Whilst intended to reduce risk, the use of these instruments may expose the Fund to increased price volatility.

Interest rate risk

Fixed interest securities are particularly affected by trends in interest rates and inflation. If interest rates go up, the value of capital may fall, and vice versa. Inflation will also decrease the real value of capital. Unlike the income from a single fixed interest security, the level of income (yield) from a fund is not fixed and may go up and down. Bond yields (and as a consequence bond prices) are determined by market perception as to the appropriate level of yields given the economic background.

Liquidity risk

In difficult market conditions the value of certain fund investments may be difficult to value and harder to sell, or sell at a fair price, resulting in unpredictable falls in the value of your holding.

Counterparty risk

The insolvency of any institutions providing services such as safekeeping of assets or acting as counterparty to derivatives or other instruments, may expose the Fund to financial loss.

Government and public securities risk

The Fund can invest more than 35% of net assets in different Transferable Securities and Money Market Instruments issued or guaranteed by any EEA State, its local authorities, a third country or public international bodies of which one or more EEA States are members.

Charges from capital risk

Charges are taken from the capital of the Fund. Whilst this increases the yield, it also has the effect of reducing the potential for capital growth.

Performance to 30 June 2024

Cumulative (%)

Annualised (%)

	3 Month	6 Month	1 Year	3 Years	5 Years	3 Years (p.a.)	5 Years (p.a.)
Fund (gross)	0.95	2.23	10.93	2.19	8.29	0.72	1.60
Fund (net)	0.89	2.11	10.66	1.46	7.00	0.48	1.36

Year on year performance (%)

	30/06/2023 - 30/06/2024	30/06/2022 - 30/06/2023	30/06/2021 - 30/06/2022	30/06/2020 - 30/06/2021	30/06/2019 - 30/06/2020
Fund (gross)	10.93	(1.76)	(6.22)	3.68	2.21
Fund (net)	10.66	(2.00)	(6.45)	3.43	1.96

Past performance is not a guide to future performance. The impact of fees or other charges including tax, where applicable, can be material on the performance of your investment.

Source: RLAM as at 30 June 2024. All figures are mid-price to mid-price in GBP for the RL Investment Grade Short Dated Credit Fund (Z Inc).

Glossary

Asset allocation

Breakdown of the assets by asset classes. Based on RLAM asset classification scheme.

Attribution

Attribution is shown for the most recent quarter. Attribution figures are based on end of business returns for both the fund and the index whereas performance figures are based on midday returns for the fund and end of business for the index. Therefore the performance will not include market moves between midday when the fund is priced, and end of business when the index is calculated. This may result in a different figure being shown for the quarterly performance vs attribution data.

Carbon footprint

Exposure to high emitters in the portfolio, expressed in tCO₂e/\$M invested. Financed emissions are divided by the portfolio value, the same approach for listed companies and private issuers is applied in this metric.

Credit ratings

Credit ratings are based on RLAM composite ratings which uses a hierarchy of S&P, Moody's and then the Fitch rating.

Distribution yield

The distribution yield reflects the amounts that may be expected to be distributed over the next 12 months. It is calculated net of standard management charges. It reflects RLAM's current perception of market conventions around timing of bond cash flows.

Duration

Measure of sensitivity of a Fixed Income instrument to changes in interest rates, indicating the potential impact of interest rate fluctuations on the value of the investment.

Financed emissions

The emissions from activities in the real economy that are financed through lending and investment portfolios, expressed in tCO₂e. Emissions are attributed to a portfolio based on the portion of the company's value the portfolio holds, and using different accounting values for public and private corporates. We provide financed emissions for scope 1 and 2 emissions.

Fund analytics

All figures exclude cash. Credit bonds include non-sterling bonds and CDs where held within the fund or benchmark.

This is applicable to the following sections: fund Asset Allocation, Duration, Yield curve, Sector breakdown, Financial holdings, Credit ratings.

Fund value

Total value of the fund as of the last business day of the calendar month. The fund value is as at close of business and on a mid-price basis.

Gross redemption yield

Gross redemption yield is the rate of discount at which a bond's future obligations of interest and capital payments equates to its current price. The gross redemption yield shown for the fund is the average for its individual holdings, weighted by their current value, net of relevant fund management costs and gross of tax.

Implied temperature rise (ITR)

ITR aims to measure the global warming outcome from the emissions trajectory of a company, if the whole economy followed the same trajectory.

Number of holdings

Total number of unique holdings of the Fund excluding cash, currency and derivatives.

Number of issuers

Number of unique issuers of all assets held by the Fund, excluding cash, currency and derivatives.

Performance

Performance is calculated using the daily end of day NAV per share produced by HSBC based on the mid price.

SBTi

The Science-Based Targets initiative is a consortium of organisations that set up the definition and promotion of science-based target setting.

Sector breakdown

Breakdown of the fixed income assets, excluding derivatives and cash by RLAM's internal industry sector classification scheme. Figures are subject to rounding.

Glossary

Weighted Average Carbon Intensity (WACI)

Portfolio's exposure to carbon-intensive companies, expressed in tCO₂e / \$M revenue. Scope 1 and scope 2 GHG emissions are divided by companies revenues, then multiplied based on portfolio weights (the current value of the investment relative to the current portfolio value). The WACI is calculated as a weighted average sum of the holdings with carbon intensity coverage.

In line with our bespoke and targeted approach to credit analysis, we have developed an in-house carbon data tool that addresses coverage and mapping issues with third party systems. The development of this tool has been a critical element of RLAM's ESG integration into our credit process, addressing coverage and mapping issues with third party systems. This enhanced coverage is reflected in the WACI figures provided in this report, with all other metrics instead being based on data from MSCI.